



VOTING RESULTS Agenda-wise									
Date of the AGM		September 28, 2016							
Total number of shareholders on record date		86,169							
No. of shareholders present in the meeting either in person or through proxy:		2,375							
Promoters and Promoter Group:		4							
Public:		2371							
No. of Shareholders attended the meeting through Video Conferencing:		NIL							
Promoters and Promoter Group:		NIL							
Public:		NIL							
Ordinary Business - Resolution No : 1		Ordinary Resolution							
Resolution required: (Ordinary/ Special)		No							
Whether promoter/ promoter group are interested in the agenda/resolution?									
Category	Mode of Voting	No. of shares held	No. of votes polled	% of Votes Polled on outstanding shares	No. of Votes in favour	No. of Votes against	% of Votes in favour on votes polled	% of Votes against on votes polled	
Promoter & Promoter Group	E-Voting	1	2	(3)=[(2)/(1)]* 100	4	5	(6)=[(4)/(2)]*100	(7)=[(5)/(2)]*100	
	Poll	2,89,79,754	2,64,19,952	91.17	2,64,19,952	-	100.00	-	
	Postal Ballot (If Applicable)		-	-	-	-	-	-	
	Total	2,89,79,754	2,64,19,952	91.17	2,64,19,952	-	100.00	-	
Public - Institutions	E-Voting		-	-	-	-	-	-	
	Poll	44,06,107	-	-	-	-	-	-	
	Postal Ballot (If Applicable)		-	-	-	-	-	-	
	Total	44,06,107	-	-	-	-	-	-	
Public - Non Institutions	E-Voting		1,00,94,400	19.46	95,452	99,98,948	0.95	99.05	
	Poll	5,18,76,016	32,46,437	0.06	32,46,437	-	100.00	0.00	
	Postal Ballot (If Applicable)		-	-	-	-	-	-	
	Total	5,18,76,016	1,33,40,837	19.52	33,41,889	99,98,948	25.05	74.95	
Total		8,52,61,877	3,97,60,789	46.63	2,97,61,841	99,98,948	74.85	25.15	




(Handwritten signature)

Ordinary Business - Resolution No : 2									
Resolution required: (Ordinary/ Special)									
Category	Mode of Voting	No. of shares held	No. of votes polled	% of Votes Polled on outstanding shares	No. of Votes in favour	No. of Votes against	Ordinary Resolution		
							Yes	% of Votes in favour on votes polled	% of Votes against on votes polled
		1	2	(3)=[(2)/(1)]* 100	4	5	(6)=[(4)/(2)]*100	(7)=[(5)/(2)]*100	
Promoter & Promoter Group	E-Voting		2,64,19,952	91.04	2,64,19,952	-	100.00	-	-
	Poll	2,90,18,933	-	-	-	-	-	-	-
	Postal Ballot (If Applicable)		-	-	-	-	-	-	-
	Total	2,90,18,933	2,64,19,952	91.04	2,64,19,952	-	100.00	-	-
Public - Institutions	E-Voting		-	-	-	-	-	-	-
	Poll	44,06,107	-	-	-	-	-	-	-
	Postal Ballot (If Applicable)		-	-	-	-	-	-	-
	Total	44,06,107	-	-	-	-	-	-	-
Public - Non Institutions	E-Voting		1,00,94,400	19.47	87,640	1,00,06,760	0.87	99.13	-
	Poll	5,18,36,837	32,46,437	0.06	32,46,437	-	100.00	-	-
	Postal Ballot (If Applicable)		-	-	-	-	-	-	-
	Total	5,18,36,837	1,33,40,837	25.74	33,34,077	1,00,06,760	24.99	99.13	-
Total		8,52,61,877	3,97,60,789	46.63	2,97,54,029	1,00,06,760	74.84	25.16	-




Ordinary Business - Resolution No : 3									
Resolution required: (Ordinary/ Special)									
Whether promoter/ promoter group are interested in the agenda/resolution?									
Category	Mode of Voting	No. of shares held	No. of votes polled	% of Votes Polled on outstanding shares	Ordinary Resolution				
					No. of Votes in favour	No. of Votes against	% of Votes in favour on votes polled	% of Votes against on votes polled	No
		1	2	(3)=[(2)/(1)]* 100	4	5	(6)=[(4)/(2)]*100	(7)=[(5)/(2)]*100	
Promoter & Promoter Group	E-Voting		2,64,19,952	91.04	2,64,19,952	-	100.00	-	-
	Poll	2,90,18,933	-	-	-	-	-	-	-
	Postal Ballot (If Applicable)		-	-	-	-	-	-	-
	Total	2,90,18,933	2,64,19,952	91.04	2,64,19,952	-	100.00	-	-
Public - Institutions	E-Voting		-	-	-	-	-	-	-
	Poll	44,06,107	-	-	-	-	-	-	-
	Postal Ballot (If Applicable)		-	-	-	-	-	-	-
	Total	44,06,107	-	-	-	-	-	-	-
Public - Non Institutions	E-Voting		1,00,94,300	19.47	92,722	1,00,01,578	0.92	99.08	
	Poll	5,18,36,837	32,46,437	6.26	32,46,437	-	100.00	-	-
	Postal Ballot (If Applicable)		-	-	-	-	-	-	-
	Total	5,18,36,837	1,33,40,737	25.74	33,39,159	1,00,01,578	25.03	99.08	
Total		8,52,61,877	3,97,60,689	46.63	2,97,59,111	1,00,01,578	74.85	25.15	




Special Business - Resolution No : 4									
Resolution required: (Ordinary/ Special)									
Category	Mode of Voting	No. of shares held	No. of votes polled	% of Votes Polled on outstanding shares (3)=[(2)/(1)]* 100	No. of Votes in favour	No. of Votes – against	Ordinary Resolution		
							% of Votes in favour on votes polled (6)=[(4)/(2)]*100	% of Votes against on votes polled (7)=[(5)/(2)]*100	Yes
Promoter & Promoter Group	E-Voting	1	2	(3)=[(2)/(1)]* 100	4	5	(6)=[(4)/(2)]*100	(7)=[(5)/(2)]*100	
	Poll	2,90,18,933	2,64,19,952	91.04	2,64,19,952	-	100.00	-	-
	Postal Ballot (If Applicable)	-	-	-	-	-	-	-	-
	Total	2,90,18,933	2,64,19,952	91.04	2,64,19,952	-	100.00	-	-
Public - Institutions	E-Voting	44,06,107	-	-	-	-	-	-	-
	Poll	-	-	-	-	-	-	-	-
	Postal Ballot (If Applicable)	-	-	-	-	-	-	-	-
	Total	44,06,107	-	-	-	-	-	-	-
Public - Non Institutions	E-Voting	5,18,36,837	1,00,94,501	19.47	93,033	1,00,01,468	0.92	99.08	
	Poll	-	32,46,437	6.26	32,46,437	-	100.00	-	-
	Postal Ballot (If Applicable)	-	-	-	-	-	-	-	-
	Total	5,18,36,837	1,33,40,938	25.74	33,39,470	1,00,01,468	25.03	99.08	
Total		8,52,61,877	3,97,60,890	46.63	2,97,59,422	1,00,01,468	74.85	25.15	

Place : Chennai
Date : September 29, 2016

K Raghavendra Rao
Managing Director

